

EDDIE'S BOOKLET

Booklet for children
from 6 to 8 years





***WITH EDDIE
THE WAY TO SCHOOL IS SAFER!***

CHILDREN AND ROAD SAFETY

Dear parents and guardians,

It is important for children to be able to walk to school – first accompanied by adults, and later in groups with other children. Over time, they gain confidence and are able to make the journey to school independently. They spend time with other children, learning to show consideration and respect for each other. They make friends, discover the world around them through their own eyes and learn something new every day.

Between the ages of four and eight in particular, children need our help and support so they can learn to walk to school on their own. Their hearing and reactions are not yet as developed as they are in adults, and estimating speeds and distances is also still highly challenging. Adults have the important task of acting as role models for children on the roads, explaining dangerous situations to help children understand the reasons behind the rules they are taught.

The most important rule children learn in school is “Stop, look, listen, walk.” “Stop” means stopping at every road crossing and waiting. The child looks in both directions, listens and only crosses the road once any approaching vehicles have come to a complete stop. When adults practise these rules with children, they make a key contribution to the child’s independence on the road.

Children should be dressed in light-coloured clothing whenever possible when they are in traffic – high-visibility bands (provided in kindergarten) or vests (provided in primary school) should be worn at all times. This hugely increases their visibility.

Children are taught the basic rules of the road in road safety lessons with the local police at school. Study Eddie’s booklet with your child and ask them to tell you what they have already learnt.

We hope you enjoy helping your child with their learning.

ON THE PAVEMENT

The pavement is the part of the street you go to school on.
But are there other people and vehicles on the pavement apart from you?

1. QUESTION


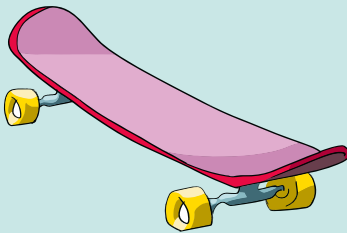

Do you know different vehicles that are allowed to use the pavement?
List all the ones you know and see if you can find them in the picture below.

2. QUESTION

What do you particularly have to watch out for if you are on your scooter or skateboard on the pavement?

TASK

Find the scooter on the picture sheet, cut it out and stick it in the right place below.



POSSIBLE ANSWERS

- 1 Scooter, roller skates, skateboard.
- 2 I particularly have to watch out for other pedestrians and older people and briefly get off my scooter or skateboard as I go past them.

*«Children who
master the journey to
school independently
develop a feeling
of independence and
self-efficacy.»*

Eddie



ON THE ROAD

There are lots of different kinds of vehicles on the roads. Some have two wheels and some have lots of wheels. There are fast vehicles, slow vehicles as well as loud and quiet vehicles.

1. QUESTION

Which vehicles do you know that are allowed to drive on the road? List them.

2. QUESTION




There are also vehicles that have a blue light. Do you know what they are?

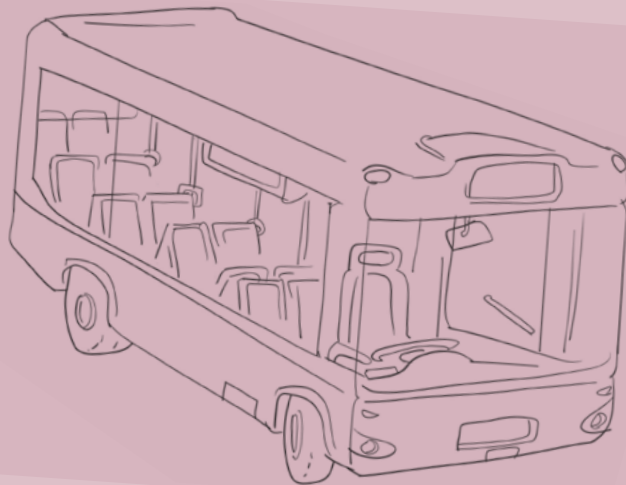

3. QUESTION

Can you hear all vehicles in traffic? Why not?

TASK

Cut out the small yellow car, the bus and the police car from the picture sheet and stick them in the right place.





POSSIBLE ANSWERS

- 1 Bicycle, e-bike, scooter, e-scooter, moped, motorcycle, car, vintage car, convertible, electric car, lorry, tractor, post office van, bus.
- 2 Police, paramedics, ambulance, emergency doctor, fire brigade, border police.
- 3 No, there are vehicles with electric motors that are so quiet that you cannot hear them. That is why you have to be particularly careful when crossing the road.

ON A PEDESTRIAN CROSSING

On the way to school you also have to cross the road.
Do you know how to do it?

1. QUESTION


What is the very first thing you do when you want to cross a road using a pedestrian crossing?

2. QUESTION

And what is the next thing you do?

3. QUESTION

Are you allowed to run across the road? Why?



POSSIBLE ANSWERS

- 1 Stop at the edge of the kerb and wait.
- 2 Look left and right and wait until all vehicles have stopped. Then listen to the traffic before I cross the road, look to the left, and then in the middle of the road I start looking to the right.
- 3 No, that is dangerous because you could fall.

CROSSING A ROAD WITH A CENTRAL ISLAND

Some children also go to school by bus. But then you still sometimes have to cross the road. Do you know how to do it when there is a bus stop nearby?

1. QUESTION


Can you see the green car beside the bus?
Why can't you cross the road here yet?

2. QUESTION

What is the special thing about this pedestrian crossing?

3. QUESTION

And what do you do before you leave the central island?



POSSIBLE ANSWERS

- 1 I don't know if the bus is going to drive off. The green car is overtaking the bus but probably can't see me. I have to wait at the kerb until the green car has come to a full stop for me at the pedestrian crossing.
- 2 The pedestrian crossing is divided by a central island. After crossing the first half of the road, I can stop before crossing the second half.
- 3 I have to wait, look right, listen and only start crossing the road when the wheels of the approaching vehicles have stopped.

CROSSING THE ROAD BETWEEN PARKED CARS

On the way to school there are also roads where the cars are not so fast. These roads usually have parking bays at the side, marked out with white lines. But sometimes there is no pedestrian crossing.

1. QUESTION Are you allowed to cross a road without a pedestrian crossing?

2. QUESTION Why is it difficult to cross the road here?

3. QUESTION How would you cross the road?



- 1** Yes. If there is no other possibility, I am allowed to cross a road even if there is no pedestrian crossing.
- 2** Because there are parked cars. If possible, I would look for another place to cross the road because I can't see the road very well and the cars have difficulty seeing me, too.
- 3** I have to go between the parked cars up to the edge of the parking bay and wait behind the white line. First I look left, then right and then left again before I start to cross the road. When no vehicles are approaching, I listen very carefully and then quickly walk across the road. Vehicles do not have to stop for me if there is no pedestrian crossing.

POSSIBLE ANSWERS



ORDER NOW FOR FREE

Order additional learning material free of charge to help your child stay safe in traffic from acs.ch/bildung

or contact us at info@acs.ch.

© Automobile Club Switzerland
acs.ch

Printed in Switzerland
May 2024



Automobil Club der Schweiz
Automobile Club de Suisse
Automobile Club Svizzero



Fonds für Verkehrssicherheit
Fonds de sécurité routière
Fondo di sicurezza stradale

