

# Eddie & Léonie

Safely mastering traffic together



Booklet for children from 6 to 8 years



# CHILDREN LEARN IN TRAFFIC

## **Dear Parents and Guardians,**

The way to school is a very important part of everyday life for children. This is where they make friends, explore the world with their own eyes and at the same time develop their social skills in dealing with other children. They learn to consider each other, help each other and also exchange experiences. Walking to school is also healthy and provides regular exercise.

For children to be able to be independent road users, they need support from us adults. Children learn from us, we are important role models for them. This booklet is a practical aid for parents, grandparents and other people who play an important part in the children's life and can be used to study traffic and its dangers together with the children. The picture sheet inside the booklet stimulates children to actively participate in the exercises.

The booklet contains exciting questions on various road traffic topics. The answers to the questions are at the bottom of the relevant page. Go through each of the questions with the child and leave enough time for stories and imaginative ideas. The five units can easily be divided into several learning sessions.

The basic rule for crossing the road safely is, «wait, look, listen, walk». A child should learn to first wait at the kerb before stepping onto the pedestrian crossing. The child looks left. If vehicles are approaching the pedestrian crossing, the child waits until the wheels of each vehicle have come to a complete stop. Then the child looks right. The child only starts to cross the road if all approaching vehicles have come to a standstill, the child has looked left and right, and listened to the traffic again.

This is how a child learns to cross the road. And only if all adults follow these rules, children are safe on the road. As a driver, it is therefore essential to refrain from waving children across the road and to make sure you always stop the car completely. Vehicles moving slowly towards the pedestrian crossing irritate children and are dangerous.

If you as parents, grandparents or caregivers have any questions about children and road safety, please contact us. We are happy to help.

Have fun practising!

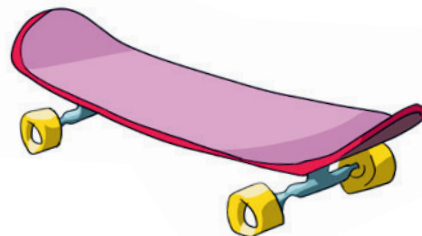

Order additional learning material free of charge to help your child stay safe in traffic from [acs.ch/bildung](https://www.acs.ch/bildung) or contact us at: [info@acs.ch](mailto:info@acs.ch).



# On the pavement

The pavement is the part of the street you go to school on. But are there other people and vehicles on the pavement apart from you?

1. Do you know different vehicles that are allowed to use the pavement?  
List all the ones you know and see if you can find them in the picture below.
2. What do you particularly have to watch out for if you are on your scooter or skateboard on the pavement?
3. Find the scooter on the picture sheet, cut it out and stick it in the right place below.



## Possible answers



1. Scooter, roller skates, skateboard.




2. I particularly have to watch out for other pedestrians and older people and briefly get off my scooter or skateboard as I go past them.

# On the road

There are lots of different kinds of vehicles on the roads. Some have two wheels and some have lots of wheels. There are fast vehicles, slow vehicles as well as loud and quiet vehicles.

1. Which vehicles do you know that are allowed to drive on the road? List them.
2. There are also vehicles that have a blue light. Do you know what they are?
3. Can you hear all vehicles in traffic? Why not?
4. Cut out the small yellow car, the bus and the police car from the picture sheet and stick them in the right place.





**Possible answers**


1. Bicycle, e-bike, scooter, e-scooter, moped, motorcycle, car, vintage car, convertible, electric car, lorry,
2. Police, paramedics, ambulance, emergency doctor, fire brigade, border police.
3. No, there are vehicles with electric motors that are so quiet that you cannot hear them. That is why you have to be particularly careful when crossing the road.



# On a pedestrian crossing

On the way to school you also have to cross the road. Do you know how to do it?

1. What is the very first thing you do when you want to cross a road using a pedestrian crossing?
2. And what is the next thing you do?
3. Are you allowed to run across the road? Why?
4. Can you find the child with the yellow reflective vest that is waiting here at the edge of the pavement on the picture sheet?




## Possible answers

1. Stop at the edge of the kerb and wait.
2. Look left and right and wait until all vehicles have stopped. Then listen to the traffic before I cross the road, look to the left, and then in the middle of the road I start looking to the right.
3. No, that is dangerous because you could fall.
4. Have the child stick the sticker of Léonie onto the picture and say how important it is to always wear a reflective vest when out and about.

# Crossing a road with a central island and a bus stop

Some children also go to school by bus. But then you still sometimes have to cross the road. Do you know how to do it when there is a bus stop nearby?

1. Can you see the green car beside the bus? Why can't you cross the road here yet?
2. What is the special thing about this pedestrian crossing?
3. And what do you do before you leave the central island?



## Possible answers

1. I don't know if the bus is going to drive off. The green car is overtaking the bus but probably can't see me. I have to wait at the kerb until the green car has come to a full stop for me at the pedestrian crossing.
2. The pedestrian crossing is divided by a central island. After crossing the first half of the road, I can stop before crossing the second half.
3. I have to wait, look right, listen and only start crossing the road when the wheels of the approaching vehicles have stopped.

# Crossing the road between parked cars

On the way to school there are also roads where the cars are not so fast. These roads usually have parking bays at the side, marked out with white lines. But sometimes there is no pedestrian crossing.

1. Are you allowed to cross a road without a pedestrian crossing?
2. Why is it difficult to cross the road here?
3. How would you cross the road?



**Possible answers**

1. Yes. If there is no other possibility, I am allowed to cross a road even if there is no pedestrian crossing.

2. Because there are parked cars. If possible, I would look for another place to cross the road because I can't see the road very well and the cars have difficulty seeing me, too.

3. I have to go between the parked cars up to the edge of the parking bay and wait behind the white line. First I look left, then right and then left again before I start to cross the road. When no vehicles are approaching, I listen very carefully and then quickly walk across the road. Vehicles do not have to stop for me if there is no pedestrian crossing.



